

Resolute

Specification

Material

This bollard has the option of being cast in LM6 Aluminium , Grey Iron or Ductile SG Iron. The lens polycarbonate can be frosted or opal.

Ingress Protection

IP 44 Optical Compartment , IP 44 Gear Compartment

Finishes

Polyester Powder Coated any BS or RAL colour or stoving acrylic paint to any colour.

Optics

Can be fitted with the Candela Symmetrical Louvre or LED's are fitted with variety of optical lenses

Gear

Sodium and CDMT-T	50w Max
Metal Halide	50w Max
Cosmopolis	45w Max
Compact Fluorescent	70w Max

LED Aray 3w - 24w

Maintenance

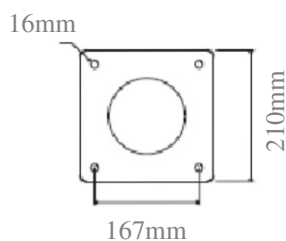
Gear is mounted on a back board and accessed via the door. The lamp is accessed by removing the lid casting.

Photo Electrical Cell

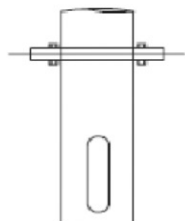
The fitting accepts miniature Photo Electrical Cells as an option

Fixing Details

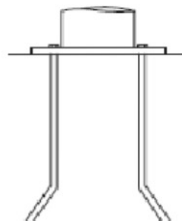
The fitting come with the option of integral root ,'J' bolts and template or Fabricated root



Base Flange
*suggested fixings



Fabricated root
(option)



J-Bolt (option)

