

Meriden

Specification

Material

The body is manufactured from mild steel tube and is galvanised to BSEN1461. The head is LM6 cast aluminium and the lens is polycarbonate and can be either clear, frosted or opal.

Ingress Protection

IP 44-IP65 Optical Compartment , IP 44 Gear Compartment

Finishes

Polyester Powder Coated any BS or RAL colour or stoving acrylic paint to any colour.

Optics

Can be fitted with the Candela Glass Asymmetric Refractor or the Candela Symmetrical Louvre. LED's are fitted with variety of optical lenses

Gear

Sodium and CDMT-T	70w Max
Metal Halide	70w Max
Cosmopolis	60w Max
Compact Fluorescent	70w Max

LED Aray 3w - 24w

Maintenance

Gear is fitted to a wooden back board and is accessed via the door. The lamp is accessed by 3 screws and removing the top cast lid.

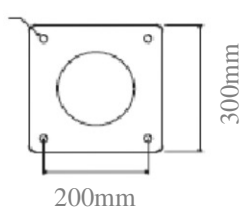
Photo Electrical Cell

The fitting accepts miniature Photo Electrical Cells as an option

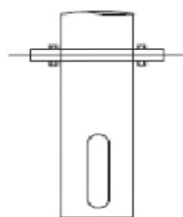
Fixing Details

The fitting come with the option of integral root , 'J' bolts and template or Fabricated root

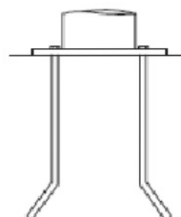
16mm



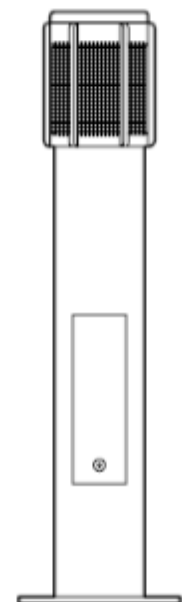
Base Flange
*suggested fixings



Fabricated root
(option)



J-Bolt (option)



Height 850 mm and 1100 mm

Dia 168mm

319, Long Acre, Nechells, Birmingham, UK. B7 5JT

Tel 0121 678 6700 Fax 0121 678 6701

Email: sales@candela.co.uk Web: www.candela.co.uk

Candela Light is a trading name of Candela Traditional lighting Limited Design Right subsisting in the design of articles shown herein are the property of Candela Traditional Lighting Limited



candela

L I G H T